

TRAVIS COUNTY ESD #3 BOARD MEETING

TABLE OF CONTENTS

January 24, 2022

1. Agenda	page 1
2. Minutes from December 27, 2021	pages 2 - 3
3. Treasurer's Report	pages 4 - 13
4. Payments over \$2,000	page 14
5. Investment Officer's Report	page 15
6. Sales Tax Statistics	pages 16 - 24
7. Chief's Monthly Status Report	pages 25 - 26

NOTICE IS HEREBY GIVEN that the Board of Emergency Services Commissioners of Travis County Emergency Services District No. 3 (TCESD3) will hold a regular meeting at 7:00 p.m. on Monday, January 24, 2022 in the Community Room of TCESD3 Station 302 located at 4111 Barton Creek Blvd., Austin, Travis County, Texas. The subject of and matters to be considered at said meeting include, among other business, the following:

1. Call to order.
2. Proof of quorum.
3. General visitor communications: Receive comments from visitors.
4. Action on Statements of appointed Commissioners and administration of Oaths of Office for Commissioners.
5. Reconfirm or Reappoint Commissioners Officers positions
6. Discussion and action on legal matters and consultation with counsel on same; the District reserves the right to go into Closed Meeting on this item under Subchapter D., Section 551.071, of the Texas Government Code.
7. Review and approve the minutes of the December 27, 2021 Regular and Closed meeting of the District.
8. Review and approval of the Treasurers' monthly report for December 31, 2021.
9. Approve payments over \$2,000 from December 22, 2021 to January 20, 2022.
10. Review and approve Investment Officers Reports
11. Review Sales Tax Statistics
12. Review of Chief's Monthly Status Reports
 1. Significant incident runs;
 2. Statistics;
 3. Special Project Updates
13. Other Business:
 1. Report on any ESDCC activities. Announcement of the next ESDCC meeting dates.
 2. Commissioner Announcements (no action will be taken on any such announcements).
14. Announcement of future meeting dates of the Board of ESD 03 Commissioners.
15. Adjourn.

By: _____ Herb Holloway, Business Manager

NOTE: The Board of Emergency Services Commissioners reserves the right to adjourn into Closed Meeting at any time during the course of this meeting to discuss any of the agenda items listed above as authorized by Texas Government Code, Section 551.071 (Consultation with Attorney), 551.072 (Deliberations about Real Property), 551.073 (Deliberations about Gifts and Donations), 551.074 (Personnel Matters), and 551.076 (Deliberations about Security Devices) or other applicable law. Travis County Emergency Services District Number 3 is committed to compliance with the Americans with Disabilities Act. Reasonable modification and equal access to communications will be provided upon request. Please call the District Administrative Office at 288-5534 for information. Hearing impaired or speech disabled persons equipped with telecommunication devices for the deaf may call the statewide Relay Program at 1-800-735-2988 or by dialing '711'. Visitor Communications are regular agenda items at monthly meetings of the Board of Emergency Services Commissioners of Travis County Emergency Services District Number 3. Visitors who wish to speak under Visitor's Communications must sign up before the meeting is called to order. Each person, organization or group wishing to address the Board will be allowed a maximum of three (3) minutes to speak on items on the agenda or other business of the District. Speakers may register in person at the posted location of the meeting, starting 30 minutes prior to the start of the meeting and using the form provided. The speaker will give his/her name, address, organizational affiliation, if any, and indicate the subject he/she intends to address. The Board welcomes citizen comment on any issue, but the Open Meetings Act prohibits any board action on issues not posted on the agenda. The District reserves the right to terminate any presentation by a speaker if it is disruptive of the good conduct of the meeting, or is in violation of law.

The undersigned affirms and states that he posted or caused to be posted a true and correct copy of the foregoing notice at a place convenient to the public at the Travis County ESD3 Administrative Office, 4111 Barton Creek Boulevard, Travis County, Texas, a location within said Travis County Emergency Services District Number 3 at _____ .M. on January 20, 2022

By: _____ Herb Holloway, Business Manager

Minutes of Travis County Emergency Services District #3

December 27, 2021

Attached to and incorporated into these minutes is a copy of the official agenda for the December 27, 2021 meeting.

Under Agenda Items 1 & 2: Commissioner President Edd New called the Travis County Emergency Services District #3 (TCESD# 3, the District) Board of Commissioners' regular meeting to order at 7:00 p.m. A quorum was established with Commissioners John Villanacci, Carroll Knight, David Detwiler and Matt Escobedo in attendance.

Fire department personnel present at the meeting included: Chief Wittig and Business Manager Holloway, TCESD#3 Attorney present was Ken Campbell.

Under Agenda Item 3: There were no Visitors comments.

Under Agenda Item 4: At 7:01 President Edd New closed the Regular Meeting. Per Subchapter D, Sec 551.071 of the Texas Government Code, President Edd New moved that a Closed Meeting would occur for Consultation with the Districts Attorney Ken Campbell, for specific reasons stated in Sec 551.071. All Fire Department personnel and Visitors where asked to leave so that a Closed Meeting could begin. At 7:57 p.m. the Closed Meeting was concluded and the Regular Meeting reconvened.

Under Agenda Item 5: Commissioner Knight moved to approve the November 22, 2021 regular meeting minutes. Commissioner Detwiler seconded the motion, which carried unanimously.

Under Agenda Item 6: The November Treasurers monthly reports were reviewed. Commissioner Escobedo moved to approve. Commissioner Detwiler seconded the motion, which carried unanimously.

Under Agenda Item 7: Checks and distributions over \$2,000 were reviewed for the period of November 18th to December 21, 2021. Commissioner Villanacci moved to approve. Commissioner Knight seconded the motion, which carried unanimously.

Under Agenda Item 8: The Commissioners reviewed and discussed the Sales Tax Status Reports for November.

Under Agenda Item 9: Chief Wittig presented the Monthly Status Report for November.

Under Agenda Item 10: There are no scheduled ESDCC meetings in the near future.

Under Agenda Item 11: It was announced that the next REGULAR Board meetings of TCESD#3 would be held on January 24th, February 28th and March 28, 2022 at Station 302. It was further announce that a SPECIAL CLOSED meeting under Section 551.071 Consultation with Attorney or Section 551.074 Personnel Matters of the Texas Government Code would be held January 18, 2022.

Under Agenda Item 12: Meeting was adjourned at 8:25 p.m.

NOTICE IS HEREBY GIVEN that the Board of Emergency Services Commissioners of Travis County Emergency Services District No. 3 (TCESD3) will hold a regular meeting at 7:00 p.m. on Monday, December 27, 2021 in the Community Room of TCESD3 Station 302 located at 4111 Barton Creek Blvd., Austin, Travis County, Texas. The subject of and matters to be considered at said meeting include, among other business, the following:

1. Call to order.
2. Proof of quorum.
3. General visitor communications: Receive comments from visitors.
4. Discussion and action on legal matters and consultation with counsel on same; the District reserves the right to go into Closed Meeting on this item under Subchapter D., Section 551.071, of the Texas Government Code.
5. Review and approve the minutes of the November 22, 2021 Regular and Closed meeting of the District.
6. Review and approval of the Treasurers' monthly report for November 30, 2021.
7. Approve payments over \$2,000 from November 18th to December 21, 2021.
8. Review Sales Tax Statistics
9. Review of Chief's Monthly Status Reports
 1. Significant incident runs;
 2. Statistics;
 3. Special Project Updates
10. Other Business:
 1. Report on any ESDCC activities. Announcement of the next ESDCC meeting dates.
 2. Commissioner Announcements (no action will be taken on any such announcements).
11. Announcement of future meeting dates of the Board of ESD 03 Commissioners.
12. Adjourn.

By: _____ Herb Holloway, Business Manager

NOTE: The Board of Emergency Services Commissioners reserves the right to adjourn into Closed Meeting at any time during the course of this meeting to discuss any of the agenda items listed above as authorized by Texas Government Code, Section 551.071 (Consultation with Attorney), 551.072 (Deliberations about Real Property), 551.073 (Deliberations about Gifts and Donations), 551.074 (Personnel Matters), and 551.076 (Deliberations about Security Devices) or other applicable law. Travis County Emergency Services District Number 3 is committed to compliance with the Americans with Disabilities Act. Reasonable modification and equal access to communications will be provided upon request. Please call the District Administrative Office at 288-5534 for information. Hearing impaired or speech disabled persons equipped with telecommunication devices for the deaf may call the statewide Relay Program at 1-800-735-2988 or by dialing '711'. Visitor Communications are regular agenda items at monthly meetings of the Board of Emergency Services Commissioners of Travis County Emergency Services District Number 3. Visitors who wish to speak under Visitor's Communications must sign up before the meeting is called to order. Each person, organization or group wishing to address the Board will be allowed a maximum of three (3) minutes to speak on items on the agenda or other business of the District. Speakers may register in person at the posted location of the meeting, starting 30 minutes prior to the start of the meeting and using the form provided. The speaker will give his/her name, address, organizational affiliation, if any, and indicate the subject he/she intends to address. The Board welcomes citizen comment on any issue, but the Open Meetings Act prohibits any board action on issues not posted on the agenda. The District reserves the right to terminate any presentation by a speaker if it is disruptive of the good conduct of the meeting, or is in violation of law.

The undersigned affirms and states that he posted or caused to be posted a true and correct copy of the foregoing notice at a place convenient to the public at the Travis County ESD3 Administrative Office, 4111 Barton Creek Boulevard, Travis County, Texas, a location within said Travis County Emergency Services District Number 3 at _____ .M. on December 22, 2021

By: _____ Herb Holloway, Business Manager

Travis County ESD#3
Balance Sheet Prev Year Comparison

As of December 31, 2021

	Dec 31, 21	Dec 31, 20	\$ Change
ASSETS			
Current Assets			
Checking/Savings			
110 - WF ADVISORS - Cash Sweep	336,142.06	68,911.76	267,230.30
100 WF Money Market 8960	4,149,225.98	1,963,356.52	2,185,869.46
102 WF Checking Plus 8760	276,861.22	122,255.37	154,605.85
103 WF RESERVE Savings 7928	793,968.70	792,722.17	1,246.53
104 WF General CDs	1,224,833.64	1,470,007.00	-245,173.36
105 WF RESERVE CDs	735,000.00	735,000.00	0.00
107 WF 2005 & 2013 Bond Debt	12,515.68	12,134.71	380.97
108 TexPool Investment 001	2,913,953.20	2,913,085.70	867.50
109 TexPool RESERVE 002	601,419.72	601,240.61	179.11
115 Petty Cash	145.00	145.00	0.00
Total Checking/Savings	11,044,065.20	8,678,858.84	2,365,206.36
Accounts Receivable			
125 Accounts Receivable	98,535.50	49,018.75	49,516.75
Total Accounts Receivable	98,535.50	49,018.75	49,516.75
Other Current Assets			
Due from Gen. Fund to Debt Serv	-507.00	-507.00	0.00
123 - Sales Tax Receivable	664,368.40	664,368.40	0.00
1021 Texas Compt. Reserve Acct	10,518.97	7,664.84	2,854.13
120 A/R Property Taxes 1yr +	57,673.33	57,673.33	0.00
121 Allowance for Doubtful A/Cs	-9,157.00	-9,157.00	0.00
131 - Prepaid Expenses	198,718.63	198,718.63	0.00
Total Other Current Assets	921,615.33	918,761.20	2,854.13
Total Current Assets	12,064,216.03	9,646,638.79	2,417,577.24
Fixed Assets			
Land and Land Improvements	1,350,661.00	1,350,661.00	0.00
Fire Trucks and Vehicles	4,126,671.47	2,933,732.47	1,192,939.00
Office and Other Equipment	508,223.79	508,223.79	0.00
Buildings	7,004,120.73	6,176,520.97	827,599.76
Accumulated Depreciation	-4,631,428.31	-4,631,428.31	0.00
Total Fixed Assets	8,358,248.68	6,337,709.92	2,020,538.76
TOTAL ASSETS	20,422,464.71	15,984,348.71	4,438,116.00

Travis County ESD#3
Balance Sheet Prev Year Comparison

As of December 31, 2021

	Dec 31, 21	Dec 31, 20	\$ Change
LIABILITIES & EQUITY			
Liabilities			
Current Liabilities			
Other Current Liabilities			
Accounts Payable - Audit	152,752.02	152,752.02	0.00
Due to Debt Serv. from Gen. Fun	-507.00	-507.00	0.00
200 Deferred Revenue - Prop Tax	51,889.03	51,889.03	0.00
260 Accrued salaries payable	156,518.78	156,518.78	0.00
Total Other Current Liabilities	360,652.83	360,652.83	0.00
Total Current Liabilities	360,652.83	360,652.83	0.00
Long Term Liabilities			
Accrued Vacation Payable	297,604.00	297,604.00	0.00
2013 Limited Bonds	820,000.00	1,130,000.00	-310,000.00
Total Long Term Liabilities	1,117,604.00	1,427,604.00	-310,000.00
Total Liabilities	1,478,256.83	1,788,256.83	-310,000.00
Equity			
Investment in Fixed Assets	7,970,316.64	5,639,777.88	2,330,538.76
Fund Balance - Debt Serv. Fund	10,218.00	10,218.00	0.00
Fund Balance - Unassigned	4,177,599.39	4,177,599.39	0.00
Fund Balance - Assigned	5,893,800.68	5,914,759.11	-20,958.43
Net Revenue	892,273.17	-1,546,262.50	2,438,535.67
Total Equity	18,944,207.88	14,196,091.88	4,748,116.00
TOTAL LIABILITIES & EQUITY	20,422,464.71	15,984,348.71	4,438,116.00

TCESD # 3 Certificate of Deposit Details

RESERVE SAVINGS CD's

#		Bought	Mature
3DX7	\$245,000.00	6/28/21	6/28/22
JM56	\$245,000.00	6/16/21	6/16/22
ATD5	\$245,000.00	12/21/21	12/21/22

\$735,000.00

Yearly Return

3DX7	Hingham Savings
JM56	UBS Bank
ATD5	Beal Bank Plano

GENERAL SAVINGS CD's

#		Bought	Mature
MPK3	\$245,007.00	2/5/20	2/7/22
CAC0	\$244,826.64	12/16/21	8/30/22
MX90	\$245,000.00	3/10/21	3/10/22
REQ0	\$245,000.00	3/4/21	3/4/22
7NN7	\$245,000.00	5/11/21	5/11/22

\$1,224,833.64

Yearly Return

MPK3	Goldman Sachs
CAC0	Citizens Ontonagon
MX90	Mizuho Bank
REQ0	Safra Bank
7NN7	Washington Trust
1FD2	Luther Savings

\$4,653

Total Debt Repayment Schedule															
Date	Firetrucks and Tower			Series 2003			Series 2005			Series 2013			TOTAL		
	Principal	Interest	Total	Principal	Interest	Total	Principal	Interest	Total	Principal	Interest	Total	Principal	Interest	Total
3/1/2013															
3/2/2013	75,858	15,124	90,983												
7/17/2013	24,672	15,244	39,917												
9/1/2013	165,000	3,011	168,011	65,000	4,100	69,100	50,000	38,975	88,975	280,000	46,086	326,086			474,058
3/1/2014					2,800	2,800		38,475	38,475		41,275	41,275			
7/17/2014	25,477	14,440	39,917							25,477	14,440	39,917			
3/2/2014	79,385	11,597	90,983							79,385	11,597	90,983			
9/1/2014				70,000	2,800	72,800	195,000	38,475	233,475	265,000	41,275	306,275			478,450
3/1/2015					1,400	1,400					37,925	37,925			
3/2/2015	83,077	7,905	90,983							83,077	7,905	90,983			
7/17/2015	26,307	13,610	39,917							26,307	13,610	39,917			
9/1/2015				70,000	1,400	71,400	200,000	36,525	236,525	270,000	37,925	307,925			476,750
3/1/2016											34,525	34,525			
3/2/2016	86,940	4,042	90,983							86,940	4,042	90,983			
6/1/2016	391,799	11,353	403,152							391,799	11,353	403,152			
9/1/2016				280,000						280,000					843,185
3/1/2017											31,725	31,725			
9/1/2017				280,000						280,000					343,450
3/1/2018											28,925	28,925			
9/1/2018				290,000						290,000					347,850
3/1/2019											26,025	26,025			
9/1/2019				300,000						300,000					352,050
3/1/2020											21,525	21,525			
9/1/2020				305,000						305,000					348,050
3/1/2021											16,950	16,950			
9/1/2021				310,000						310,000					343,900
3/1/2022											12,300	12,300			
9/1/2022				320,000						320,000					344,600
3/1/2023											7,500	7,500			
9/1/2023				335,000						335,000					350,000
3/1/2024											2,475	2,475			
9/1/2024				85,000						85,000					89,950
3/1/2025											1,200	1,200			
9/1/2025				80,000						80,000					82,400
TOTAL	793,515	93,315	886,835	\$ 165,000	\$ 6,023	\$ 171,023	\$ 205,000	\$ 16,600	\$ 221,600	\$ 3,030,000	\$ 565,235	\$ 3,595,235	\$ 4,193,515	\$ 681,173	\$ 4,874,693

Travis County ESD#3
Revenue & Expense Prev Year Comparison
 December 2021

	Dec 21	Dec 20	\$ Change
Revenue and Expense			
Revenue			
407 INTEREST	966.06	699.46	266.60
410 PROPERTY TAX	658,536.02	580,324.40	78,211.62
415 SALES TAX ALLOCATION	503,694.21	358,075.30	145,618.91
435 FACILITY RENTAL	300.00	0.00	300.00
470 FIRE ACADEMY FEES	4,150.00	8,098.60	-3,948.60
480 DONATIONS	0.00	3,000.00	-3,000.00
490 WORKERS' COMP RECEIPTS	863.14	6,388.00	-5,524.86
493 REIMBURSEMENTS	210,072.81	0.00	210,072.81
Total Revenue	1,378,582.24	956,585.76	421,996.48
Expense			
500 COST OF REVENUE ACQUISITION	13,858.69	22,378.39	-8,519.70
600 EMERGENCY RESPONSE	49,203.33	24,808.67	24,394.66
630 CONTINUED EDUCATION	7,773.32	2,839.10	4,934.22
640 HUMAN RESOURCES	358,632.40	445,816.61	-87,184.21
650 ADMINISTRATION	34,564.14	147,276.17	-112,712.03
670 PREVENTION/PUBLIC EDUCATION	0.00	4,425.60	-4,425.60
Total Expense	464,031.88	647,544.54	-183,512.66
Net Revenue	914,550.36	309,041.22	605,509.14

Travis County ESD#3
Revenue & Expense Prev Year Comparison
 October through December 2021

	Oct - Dec 21	Oct - Dec 20	\$ Change
Revenue and Expense			
Revenue			
407 INTEREST	2,417.85	2,284.72	133.13
410 PROPERTY TAX	783,257.11	609,273.16	173,983.95
415 SALES TAX ALLOCATION	1,398,494.41	1,022,443.60	376,050.81
435 FACILITY RENTAL	600.00	0.00	600.00
450 BILLING	0.00	906.92	-906.92
470 FIRE ACADEMY FEES	28,928.85	31,297.37	-2,368.52
471 EMT SCHOOL FEES	18,921.75	4,151.10	14,770.65
480 DONATIONS	0.00	3,000.00	-3,000.00
490 WORKERS' COMP RECEIPTS	863.14	6,388.00	-5,524.86
493 REIMBURSEMENTS	210,072.81	0.00	210,072.81
Total Revenue	2,443,555.92	1,679,744.87	763,811.05
Expense			
500 COST OF REVENUE ACQUISITION	45,098.82	37,665.76	7,433.06
600 EMERGENCY RESPONSE	106,116.64	1,518,187.19	-1,412,070.55
630 CONTINUED EDUCATION	26,946.60	18,203.60	8,743.00
640 HUMAN RESOURCES	1,262,697.85	1,216,992.57	45,705.28
650 ADMINISTRATION	110,422.84	430,532.65	-320,109.81
670 PREVENTION/PUBLIC EDUCATION	0.00	4,425.60	-4,425.60
Total Expense	1,551,282.75	3,226,007.37	-1,674,724.62
Net Revenue	892,273.17	-1,546,262.50	2,438,535.67

Rev-Exp Budget for the YEAR vs. Actual

October through December 2021

	Oct - Dec 21	Budget	\$ Over Budget
Revenue and Expense			
Revenue			
407 INTEREST	2,418	4,998	-2,580
410 PROPERTY TAX	783,257	776,452	6,805
415 SALES TAX ALLOCATION	1,398,494	982,515	415,979
435 FACILITY RENTAL	600	750	-150
450 BILLING	0	0	0
470 FIRE ACADEMY FEES	28,929	18,750	10,179
471 EMT SCHOOL FEES	18,922	20,000	-1,078
480 DONATIONS	0	3,000	-3,000
485 MISCELLANEOUS	0	0	0
490 WORKERS' COMP RECEIPTS	863	0	863
493 REIMBURSEMENTS	210,073	0	210,073
499 SALE OF PROPERTY	0	0	0
Total Income	2,443,556	1,806,465	637,091
Expense			
500 COST OF REVENUE ACQUISITION	45,099	40,955	4,144
600 EMERGENCY RESPONSE	106,117	121,035	-14,918
630 CONTINUED EDUCATION	26,947	73,485	-46,538
640 HUMAN RESOURCES	1,262,698	1,224,519	38,179
650 ADMINISTRATION	110,423	116,673	-6,250
670 PREVENTION/PUBLIC EDUCATION	0	0	0
685 MACKEY FIELD	0	0	0
Total Expense	1,551,284	1,576,667	-25,383
Net Revenue	892,272	229,798	662,474

Travis County ESD#3
Profit & Loss
 October through December 2021

Oct - Dec 21

Revenue and Expense

Revenue

407 INTEREST	2,417.85
410 PROPERTY TAX	
4101 Prop Tax Current	777,980.27
4102 Prop Tax Prior	5,276.84
Total 410 PROPERTY TAX	<u>783,257.11</u>
415 SALES TAX ALLOCATION	1,398,494.41
435 FACILITY RENTAL	
4351 BC Room Rental	600.00
Total 435 FACILITY RENTAL	<u>600.00</u>
470 FIRE ACADEMY FEES	28,928.85
471 EMT SCHOOL FEES	
4736 - EMT Academy 25	18,921.75
Total 471 EMT SCHOOL FEES	<u>18,921.75</u>
490 WORKERS' COMP RECEIPTS	863.14
493 REIMBURSEMENTS	
4934 TIFMAS	210,072.81
Total 493 REIMBURSEMENTS	<u>210,072.81</u>
Total Revenue	<u><u>2,443,555.92</u></u>

Expense

500 COST OF REVENUE ACQUISITION	
501 Prop Tax Coll & Val fees	14,128.94
502 Sales Tax Collection Costs	30,969.88
Total 500 COST OF REVENUE ACQUISITION	<u>45,098.82</u>
600 EMERGENCY RESPONSE	
602 Pagers	48.00
603 Dispatch & Communications	37,796.78
604 Fuel	5,733.36
605 SCBA Maintenance	2,580.66
606 Vehicle Maint & Repairs	12,807.15
608 Vehicle Supplies	26,878.45
609 Uniforms & Protective Gear	13,954.47
611 Supplies - EMS	27.77
613 Auto Insurance	6,290.00
Total 600 EMERGENCY RESPONSE	<u>106,116.64</u>
630 CONTINUED EDUCATION	
631 Training - EMS	7,670.14
632 Training - Fire & Rescue	2,360.77
633 Seminars & Conferences	2,795.31
634 Fire Academy	7,588.77

Travis County ESD#3
Profit & Loss
 October through December 2021

Oct - Dec 21

635 EMT Certification School	
635 / 11 EMT-B Cert	824.48
635 EMT Certification School - Other	5,707.13
Total 635 EMT Certification School	<u>6,531.61</u>
Total 630 CONTINUED EDUCATION	26,946.60
640 HUMAN RESOURCES	
641 Benefits & Payroll Tax	293,911.23
642 Payroll	965,068.21
644 Certifications	3,718.41
Total 640 HUMAN RESOURCES	<u>1,262,697.85</u>
650 ADMINISTRATION	
651 Building Maint.	49,228.37
652 Office Supplies	2,994.37
653 Station Supplies	1,620.84
654 Bank Fees	
6543 Bank Error	8,455.00
654 Bank Fees - Other	2,974.35
Total 654 Bank Fees	<u>11,429.35</u>
655 Dues & Subscriptions	1,741.13
656 Information Technology	3,694.57
657 Postage & Handling	253.60
658 Property & Liability Insura	9,681.00
659 Professional Services	11,160.00
660 Public Notices/Articles	528.00
661 Telephone	122.91
662 Utilities	17,968.70
Total 650 ADMINISTRATION	<u>110,422.84</u>
Total Expense	<u>1,551,282.75</u>
 Net Revenue	 <u><u>892,273.17</u></u>

**TRAVIS COUNTY ESD #3
PROPERTY TAX REVENUE COLLECTION COMPARISON**

	FISCAL YEAR ENDING				Compared to prior year	
	2021		2022		Month \$	
	For all prior to 2020 taxes	For Prior 2021	For all prior to 2020 taxes	For Current 2021-2022		
OCT	\$327	\$1,733	\$3,998	\$15,762	\$14,029	810%
NOV	\$209	\$34,489	\$1,635	\$122,116	\$87,627	254%
DEC	\$2,414	\$1,050,426	\$537	\$1,097,516	\$47,090	4%
JAN	\$1,835	\$1,309,780				
FEB	\$3,569	\$384,411				
MAR	-\$24	\$41,701				
APR	\$887	\$12,810				
MAY	\$44	\$10,631				
JUN	\$1,321	\$1,924				
JUL	\$230	\$11,345				
AUG	\$246	\$2,363				
SEPT	\$2,505	\$1,559				
YEAR	\$13,563	\$2,863,172	\$6,170	\$1,235,394	\$ 148,746	
	\$	2,876,735	\$	1,241,564		
				2021-22 Tax Levy	\$2,622,895	

NET CERTIFIED TAXABLE PROPERTY VALUE UPDATES FROM TCAD

Rec'd	FISCAL YEAR ENDING				Inc/(Dec) from	
	2021		2022		Prior Year \$	Prior Year %
	2,019	2020	2020	2021		
OCT	\$3,504,957,784	\$3,677,674,279	\$3,632,038,704	\$4,035,391,528	\$403,352,824	12%
NOV	\$3,504,932,084	\$3,642,730,490	\$3,632,038,704	\$4,035,391,528	\$403,352,824	12%
DEC	\$3,504,709,909	\$3,642,227,358	\$3,632,038,704	\$4,032,385,975	\$400,347,271	11%
JAN	\$3,504,707,210	\$3,640,341,318			\$0	0%
FEB	\$3,502,332,421	\$3,639,896,787			\$0	0%
MAR	\$3,501,738,851	\$3,637,890,212			\$0	0%
APR	\$3,501,738,851	\$3,637,892,354			\$0	0%
MAY	\$3,501,738,851	\$3,637,892,354			\$0	0%
JUN	\$3,501,743,089	\$3,632,542,591			\$0	0%
JUL	\$3,632,542,591	\$4,015,878,678			\$0	0%
AUG	\$3,632,542,591	\$4,015,878,678			\$0	0%
SEPT	\$3,504,957,784	\$3,677,674,279			\$0	0%

2018-2019 Tax Levy on 6,028 Parcels is \$3,281,236,467 at a tax rate of .0975
 2019-2020 Tax Levy on 6,025 Parcels is \$3,504,957,784 at a tax rate of .0800
 2020-2021 Tax Levy on 6,069 Parcels is \$3,677,674,279 at a tax rate of .0790
 2021-2022 Tax Levy on 6,056 Parcels is \$4,032,385,975 at a tax rate of .0650
\$2,621,050

Checks over \$2,000 for the period of December 22, 2021 to January 20, 2022

<u>Date</u>	<u>Num</u>	<u>Name</u>	<u>Memo</u>	<u>Amount</u>
12/22/2022	draft	Purchase CD	Beal Bank Plano	\$245,000.00
12/22/2022	draft	Purchase CD	Citizens Bank	\$244,826.64
12/27/2021	draft	Wells Fargo Bank	Transfer to cover additional November expenses	\$150,000.00
12/27/2021	17441	Delta Industrial Services	Three (3) Thermal Imaging Cameras	\$17,235.00
12/28/2021	draft	COSTCO - Visa	Numerous charges	\$15,545.78
12/29/2021	draft	Paychex	Employee 457 Contribution	\$13,222.69
12/29/2021	draft	Paychex	Employer 401 Matching	\$16,481.87
12/29/2021	draft	Paychex	Net Payroll	\$89,893.88
12/29/2021	draft	Paychex	Employment Taxes	\$33,900.21
1/6/2022	draft	Wells Fargo	Transfer to Bond Debt Fund Reserve - Sept 22 P&I	\$332,300.00
1/10/2022	draft	Wells Fargo Bank	Transfer to cover December operations	\$350,000.00
1/11/2022	draft	Paychex	Employee 457 Contribution	\$14,950.53
1/11/2022	draft	Paychex	Employer 401 Matching	\$18,479.55
1/11/2022	draft	Paychex	Net Payroll	\$92,842.08
1/11/2022	draft	Paychex	Employment Taxes	\$37,663.98
1/18/2022	draft	Wells Fargo - VISA card	Numerous charges	\$4,263.90
1/19/2022	17452	Bielstein IT	Replace Internet Tower Transmitters and Reciever	\$5,991.49
1/19/2022	17465	Lance Fire Truck Repairs	Repairs on Engine	\$22,882.22
1/19/2022	17471	St. Davids	Drug Testing on Firefighters and Academy	\$2,443.20
1/19/2022	17472	Texas Association of Counties	Health Insurance	\$39,676.04
1/19/2022	17476	The Harftford	Accident Insurance	\$4,193.67

TRAVIS COUNTY ESD #3 INVESTMENT REPORT

December 31, 2021

1. INVESTMENT POSITION

The District's Investments continue to be consistent with the Investment Policy of seeking safety of capital, liquidity, and return on investment. Thus, as of December 31, 2021, all funds were invested in either, Wells Fargo Bank's High Yield Money Market, Bond Debt Service Funds (secured by US Government agency obligations), Certificates of Deposit, Advisor Sweep account or Tex-Pool (The Texas Investment Pool service for Public Funds sponsored by the State Comptroller).

2. BOOK AND MARKET VALUES

Because of the nature of the District's Investments, book value and market value are the same for each fund, which had balances as of December 31, 2021 as follows (with the current rate of interest shown in parentheses):

Wells Fargo Advisor Sweep	\$ 336,142	(0.02%)
Wells Fargo MM	4,149,226	(0.16%)
Wells Fargo Reserve	793,969	(0.16%)
Wells Fargo General CDs	1,224,834	(0.38%)
Wells Fargo Reserve CDs	735,000	(0.13%)
2005/2013 Bond Debt Service	12,516	(0.16%)
Tex-Pool General Fund	2,913,953	(0.03%)
Tex-Pool Reserve	<u>601,420</u>	(0.03%)
Grand Total	<u>\$10,767,060</u>	

3. MATURITY DATES

All of the District's Investments are available for immediate withdrawal, except for the Bond Debt Service Funds which are set aside for payment on the respective Bonds and cannot be withdrawn by the District.

4. WELLS FARGO INVESTMENT ACCOUNTS

As of December 31, 2021 Wells Fargo held \$5,339,661 of total deposits of which FDIC insurance covered \$500,000 of those deposits. Deposits requiring collateral totaled \$5,568,711. As of December 31, 2021 BNY Mellon Bank held \$4,839,661 in fair market value FNMA and FNMS Notes in the Districts behalf for Wells Fargo Bank. Thus, the District is UNDER collateralized in the amount of \$229,050.

5. POOLED INVESTMENTS (Tex-Pool)

Tex-Pool is managed by Federated Investors which seeks to maintain a "net asset value" of \$1 per unit. Current balances as of December 31, 2021 in each respective accounts are \$2,913,953 and \$601,420 with an effective interest rate of .03%.

Carroll D. Knight
Investment Officer

Oak Hill Fire Department
Travis County Emergency Services District #3

Station 301
Circle Drive
9211 Circle Drive
Austin, Texas 78736
512-288-5576
Fax 512-288-5903



Station 302
Barton Creek
4111 Barton Creek
Austin, Texas 78735
Admin 512-288-5534
Fax 512-288-5844

January 2022 Sales Tax Summary

The January allocation reflects sales made during the month of November.

Our January sales tax allocation was \$475,924. This was up 36.6% (+\$127,560) compared to January 2021 and up 36.8% (+\$497,258) for the fiscal year to date. This was our highest January monthly allocation.

The out of state marketplace “Single Local Tax Rate” allocation was \$5,909.

Our top 10 large companies accounted for 57.1% (+\$281,542), our top 30 large companies accounted for 72.1% (+\$341,969), and our top 100 large companies accounted for 86.8% (+\$407,700) of our total fiscal year collections.

We continued to see strong performance in the lodging and retail industry segments.

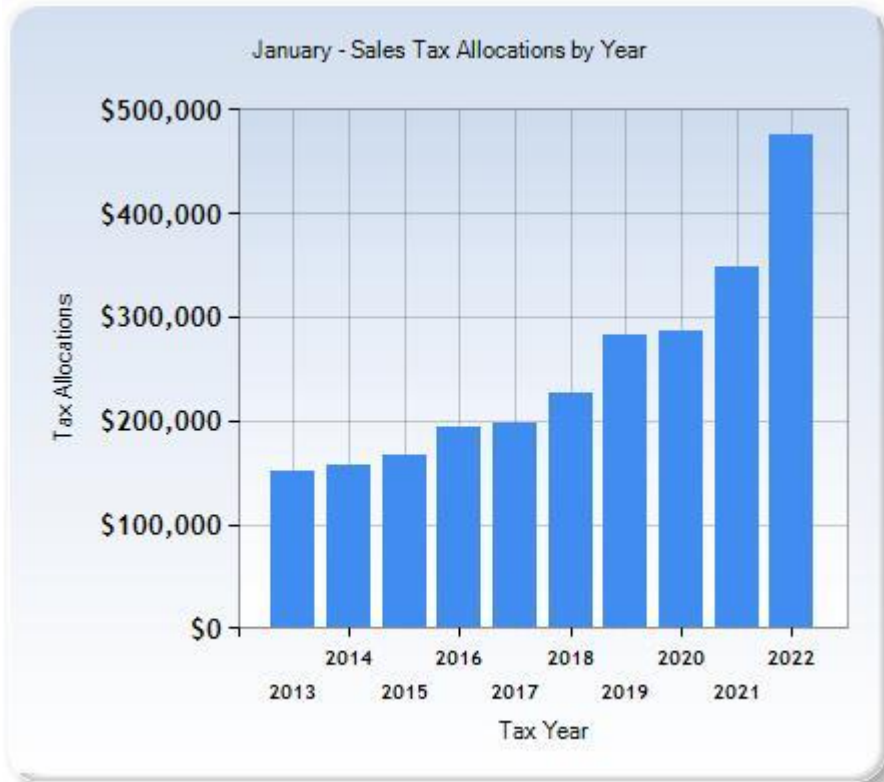


Chart Source: Municipal Advisory Council of Texas (mactexas.com)

Like us on Facebook at www.facebook.com/OakHillFireDept or visit us online at www.OakHillFire.org and support us on Amazon Smile at: <https://smile.amazon.com/ch/20-8425823>

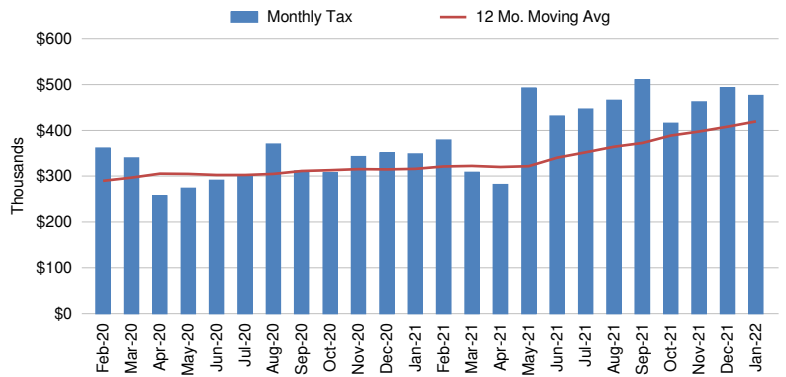
HdL Companies
SALES TAX SNAPSHOT
 Travis Co Esd 3

Jan-22

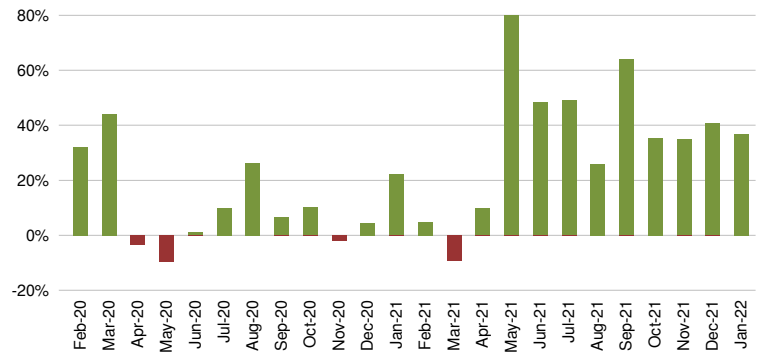
Sales Tax Net Payments

FY Mo.	FY2021	FY2022	YoY % Change
Oct	\$ 307,394	\$ 415,501	35.2%
Nov	\$ 343,019	\$ 462,365	34.8%
Dec	\$ 350,770	\$ 493,015	40.6%
Jan	\$ 348,364	\$ 475,924	36.6%
Feb	\$ 378,720		
Mar	\$ 308,329		
Apr	\$ 281,826		
May	\$ 492,495		
Jun	\$ 431,322		
Jul	\$ 446,388		
Aug	\$ 465,749		
Sep	\$ 510,564		
FYTD	\$ 1,349,548	\$ 1,846,806	36.8%
FY Total	\$ 4,664,941		

Sales Tax Net Payments Trend



Sales Tax Net Payments Change - YoY



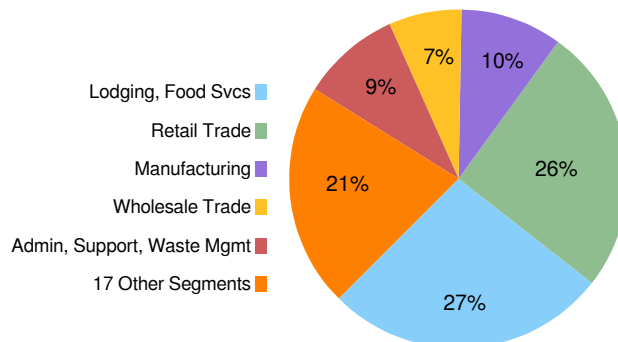
Top 10 Taxpayers

Rank	Company	FYTD Collections	% Total
1	OMNI BARTON CREEK, INC.		
2	MCCOY CORPORATION		
3	AMAZON.COM SERVICES INC (MARKETPLACE)		
4	AUSTIN READY-MIX, LLC		
5	AMAZON FULFILLMENT SERVICES INC		
6	FP LEGACY LANDSCAPING LLC		
7	BAREFOOT MOSQUITO AND PEST CONTROL INC		
8	CENTEX MATERIALS LLC		
9	TOP CHOICE LAWN CARE, LLC		
10	APPLE INC.		
Top 10 Companies		\$ 1,075,885	57.1%
3951 Other Large Companies		\$ 766,778	40.7%
Small Companies/Other		\$ 35,191	1.9%
Single Local Tax Rate (SLT)		\$ 5,909	0.3%
Total		\$ 1,883,763	100.0%

Industry Segment Collections Trend - YoY % Chg

SEGMENT	Aug	Sep	Oct	Nov	Dec	Jan
Lodging, Food Svcs	38.7%	277.6%	36.2%	42.2%	81.6%	34.4%
Retail Trade	40.0%	26.7%	30.3%	32.1%	38.2%	48.9%
Manufacturing	-9.1%	7.3%	33.4%	52.9%	-1.9%	-2.7%
Admin, Support, Waste Mgmt	37.6%	62.0%	44.6%	21.0%	38.0%	48.8%
Wholesale Trade	76.8%	18.0%	8.5%	82.9%	37.4%	49.7%
All Others	2.9%	-6.8%	38.6%	19.0%	10.5%	27.5%
Total Collections	25.4%	64.8%	34.6%	34.8%	40.7%	36.5%

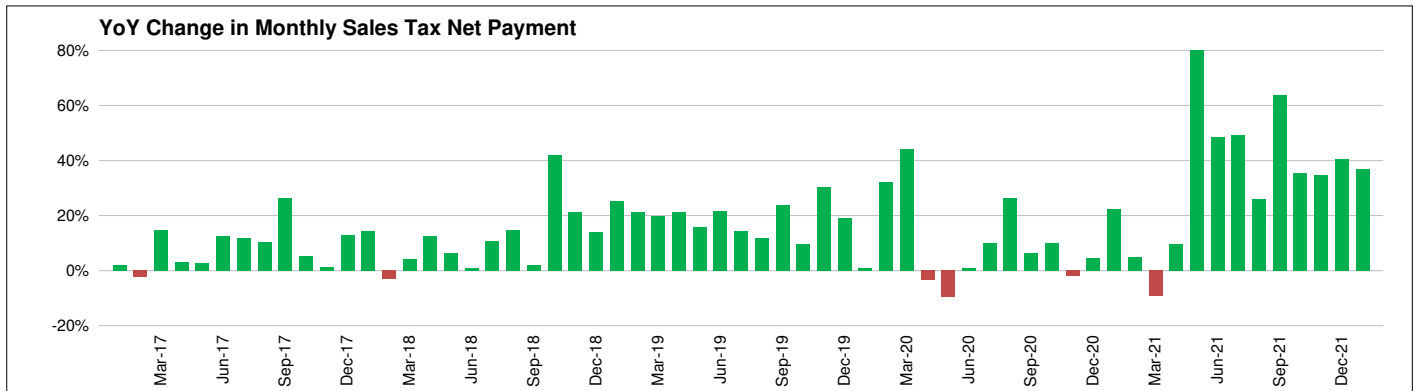
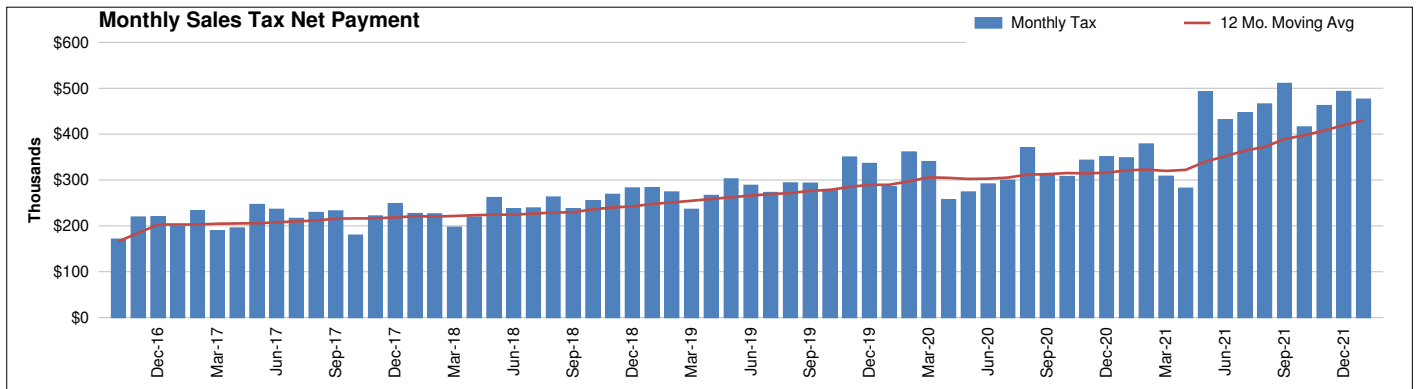
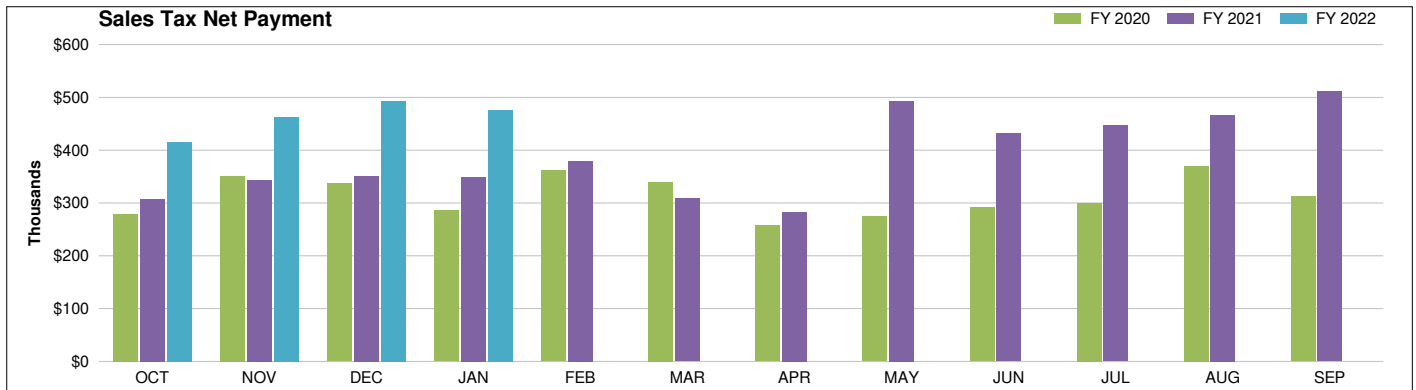
Sales Tax Collections by Industry Segment



Travis Co Esd 3 - Sales Tax Net Payment Trend

	FISCAL YEAR				
	2018	2019	2020	2021	2022
Oct	\$ 179,651	\$ 254,653	\$ 279,300	\$ 307,394	\$ 415,501
Nov	\$ 221,642	\$ 268,666	\$ 350,192	\$ 343,019	\$ 462,365
Dec	\$ 248,386	\$ 282,643	\$ 336,160	\$ 350,770	\$ 493,015
Jan	\$ 226,506	\$ 283,418	\$ 285,523	\$ 348,364	\$ 475,924
Feb	\$ 226,072	\$ 273,685	\$ 361,184	\$ 378,720	
Mar	\$ 197,206	\$ 236,128	\$ 340,129	\$ 308,329	
Apr	\$ 219,385	\$ 266,086	\$ 256,978	\$ 281,826	
May	\$ 261,412	\$ 302,117	\$ 273,688	\$ 492,495	
Jun	\$ 237,487	\$ 288,481	\$ 291,021	\$ 431,322	
Jul	\$ 238,987	\$ 272,600	\$ 299,648	\$ 446,388	
Aug	\$ 262,553	\$ 293,513	\$ 370,269	\$ 465,749	
Sep	\$ 237,144	\$ 292,962	\$ 311,596	\$ 510,564	
YEAR	\$ 2,756,433	\$ 3,314,952	\$ 3,755,688	\$ 4,664,941	\$ 1,846,806
YoY Change		20.3%	13.3%	24.2%	na

Change: FY '22/'21			
Month		Year-to-Date	
\$	%	\$	YTD %
\$ 108,106	35.2%	\$ 108,106	35.2%
\$ 119,347	34.8%	\$ 227,453	35.0%
\$ 142,245	40.6%	\$ 369,698	36.9%
\$ 127,560	36.6%	\$ 497,258	36.8%



Travis Co Esd 3
SALES TAX PAYMENT DETAIL

Jan-22

Fiscal Year: Oct-Sep

COLLECTIONS	Jan-21	Jan-22	Chg. \$ Chg. %	Prior FYTD	Current FYTD	Chg. \$ Chg. %
Current Period	345,741	458,433	112,692 32.6%	1,350,682	1,801,265	450,583 33.4%
Prior Period	5,843	9,191	3,348 57.3%	9,326	36,922	27,596 295.9%
Future Period	285	10,169	9,884 3467.4%	8,013	13,039	5,026 62.7%
Audit	133	1,209	1,077 811.3%	(1,535)	11,415	12,950 -843.4%
Unidentified	69	358	289 421.7%	172	1,254	1,083 630.7%
Single Local Tax Rate	3,351	5,909	2,558 76.3%	11,207	19,867	8,660 77.3%
TOTAL	355,421	485,269	129,848 36.5%	1,377,864	1,883,763	505,899 36.7%
Service Fee	(7,108)	(9,705)	(2,597) 36.5%	(27,557)	(37,675)	(10,118) 36.7%
Current Retained	(6,966)	(9,511)	(2,545) 36.5%	(27,006)	(36,922)	(9,916) 36.7%
Prior Retained	7,018	9,872	2,854 40.7%	26,247	37,640	11,393 43.4%
NET PAYMENT	348,364	475,924	127,560 36.6%	1,349,548	1,846,806	497,258 36.8%

Travis Co Esd 3
TOP 30 COMPANIES RANK and CHANGE SUMMARY
Jan-22

Fiscal Year: Oct-Sep

Rank*	Company	NAICS Key	Prior	Current	Change \$	Change %	Current Fiscal YTD % Total Collections
			Fiscal YTD Sales Tax Collections	Fiscal YTD Sales Tax Collections			
1	OMNI BARTON CREEK, INC.	22					
2	MCCOY CORPORATION	9					
3	AMAZON.COM SERVICES INC (MARKETPLACE)	9					
4	AUSTIN READY-MIX, LLC	5					
5	AMAZON FULFILLMENT SERVICES INC	8					
6	FP LEGACY LANDSCAPING LLC	25					
7	BAREFOOT MOSQUITO AND PEST CONTROL INC	18					
8	CENTEX MATERIALS LLC	5					
9	TOP CHOICE LAWN CARE, LLC	18					
10	APPLE INC.	5					
TOP 10 LARGE** COMPANIES			794,343	1,075,885	281,542	35.4%	57.1%
11	A. M. PETROLEUM, INC.	9					
12	SKY MARKETING CORPORATION	8					
13	GROVE LANDSCAPES LLC	18					
14	J MAASS INC	4					
15	ASAP STONE AND LANDSCAPE SUPPLY LLC.	9					
16	COPPER ROCK NURSERY, LLC	9					
17	AUSTIN EAGLE MANAGEMENT SERVICES, LTD.	16					
18	YARDDOC LLC	18					
19	CSS-CABINET SERVICE SOLUTIONS LLC	4					
20	TIME WARNER CABLE TEXAS LLC	12					
21	GAS PUMPERS, LTD.	22					
22	PATRICIA R DABNEY	16					
23	NEW CINGULAR WIRELESS PCS, LLC	12					
24	EBAY INC.	25					
25	CITY ELECTRIC SUPPLY COMPANY	17					
26	MOM'S CONVENIENCE STORE INC.	9					
27	CITY OF AUSTIN	24					
28	VIVERO GROWERS LLC	1					
29	PRASLA ENTERPRISE, A TEXAS FOR PROFIT CORPORA	9					
30	SIGNS WEST, INC.	5					
TOP 30 LARGE COMPANIES			1,015,673	1,357,642	341,969	33.7%	72.1%
TOP 100 LARGE COMPANIES			1,226,843	1,634,544	407,700	33.2%	86.8%
3,860 OTHER LARGE COMPANIES			133,695	208,120	74,425	55.7%	11.0%
SMALL COMPANIES & OTHER			14,958	35,191	20,232	135.3%	1.9%
SINGLE LOCAL TAX RATE COLLECTIONS (SLT)			2,368	5,909	3,541	149.6%	0.3%
TOTAL COLLECTIONS			1,377,864	1,883,763	505,899	36.7%	100.0%
STATE COMPROLLER FEES			28,316	36,957	8,641	30.5%	2.0%
NET PAYMENTS			1,349,548	1,846,806	497,258	36.8%	98.0%

* Ranked by Total of Last Fiscal Year + Current Fiscal YTD

** Businesses whose detailed sales tax data is available

Travis Co Esd 3
INDUSTRY SEGMENT RANK & CHANGE

Jan-22

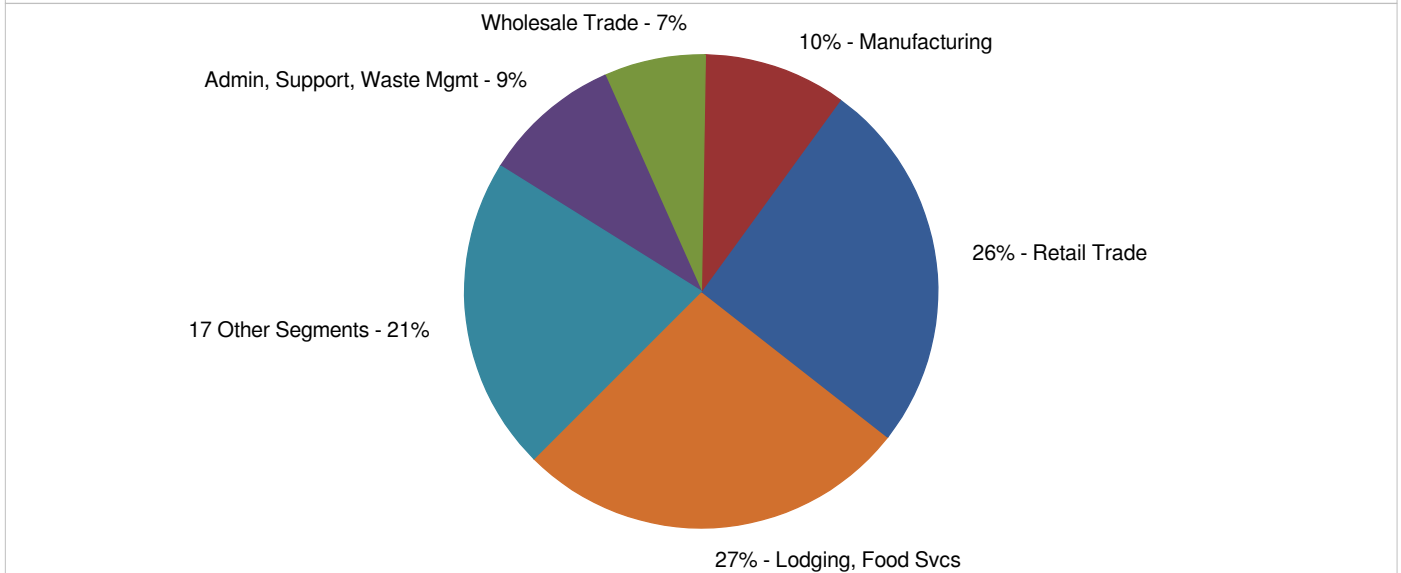
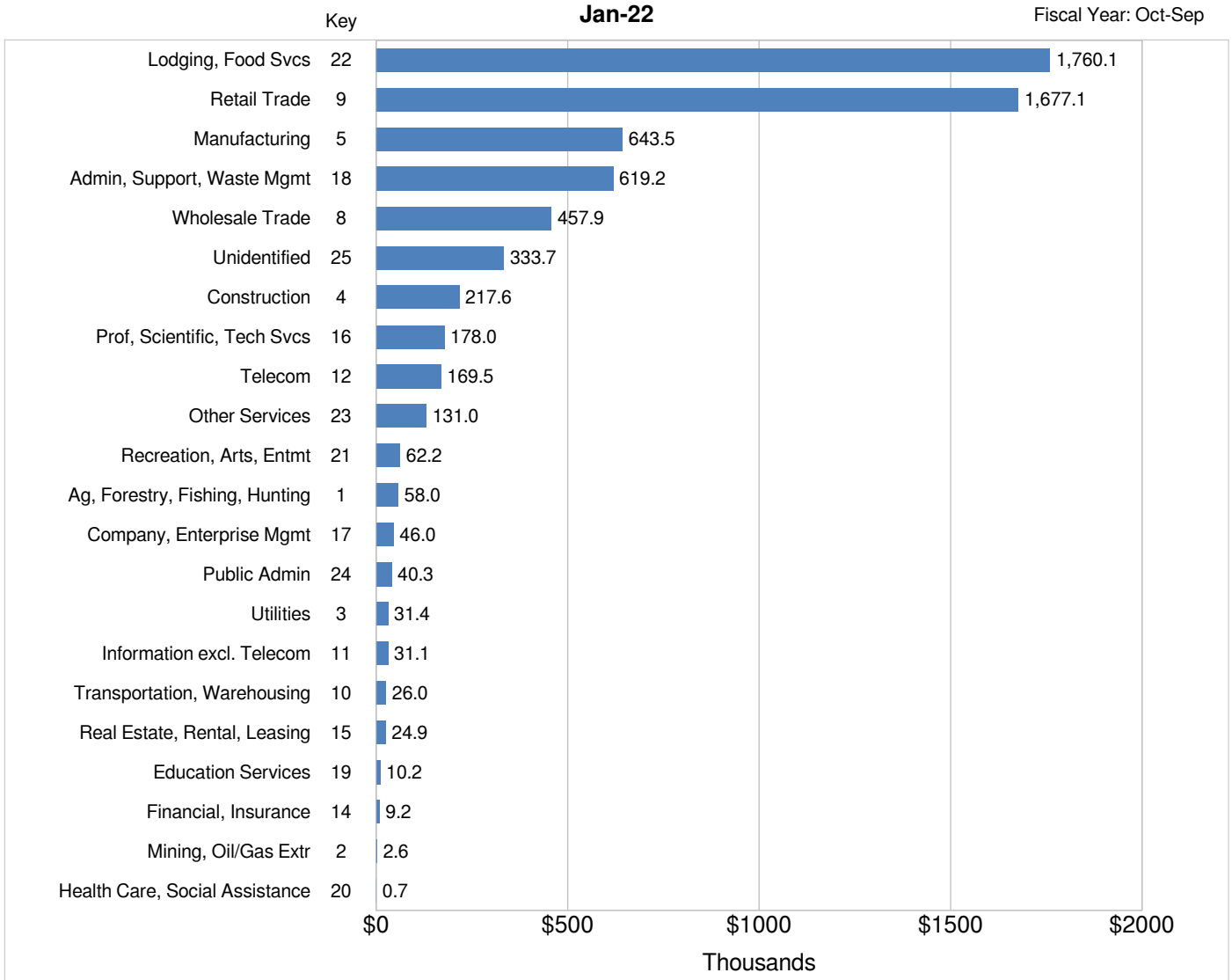
Fiscal Year: Oct-Sep

INDUSTRY SEGMENT*	% Total Current YTD Collections	Prior Fiscal YTD Sales Tax Collections	Current Fiscal YTD Sales Tax Collections	Change	
				\$	%
Lodging, Food Svcs	28.1%	346,761	517,993	171,232	49.4%
Retail Trade	26.1%	348,940	480,402	131,462	37.7%
Manufacturing	9.2%	146,737	169,757	23,020	15.7%
Admin, Support, Waste Mgmt	10.2%	137,283	188,188	50,905	37.1%
Wholesale Trade	6.3%	80,100	115,601	35,501	44.3%
Top 5	79.9%	1,059,822	1,471,941	412,119	38.9%
Unidentified	5.2%	70,313	95,867	25,554	36.3%
Construction	3.4%	35,545	61,948	26,403	74.3%
Prof, Scientific, Tech Svcs	2.3%	43,806	42,409	(1,396)	-3.2%
Telecom	2.1%	47,459	38,986	(8,473)	-17.9%
Other Services	1.9%	28,735	35,642	6,907	24.0%
Recreation, Arts, Entmt	1.0%	9,733	19,001	9,268	95.2%
Ag, Forestry, Fishing, Hunting	0.6%	10,027	10,877	850	8.5%
Information excl. Telecom	0.9%	9,008	16,405	7,397	82.1%
Company, Enterprise Mgmt	0.7%	9,897	13,161	3,263	33.0%
Public Admin	0.6%	10,317	10,231	(86)	-0.8%
Utilities	0.4%	7,039	7,286	247	3.5%
Transportation, Warehousing	0.4%	8,538	6,948	(1,590)	-18.6%
Real Estate, Rental, Leasing	0.3%	7,050	5,928	(1,122)	-15.9%
Education Services	0.2%	1,553	3,036	1,482	95.4%
Financial, Insurance	0.1%	1,176	2,744	1,568	133.4%
Mining, Oil/Gas Extr	0.0%	485	179	(306)	-63.0%
Health Care, Social Assistance	0.0%	35	74	38	108.1%
All Other	20.1%	300,716	370,722	70,006	23.3%
TOTAL COLLECTIONS	100.0%	1,360,538	1,842,663	482,125	35.4%

INDUSTRY SEGMENT	% Change from same month Prior Year					
	Aug	Sep	Oct	Nov	Dec	Jan
Lodging, Food Svcs	38.7%	277.6%	36.2%	42.2%	81.6%	34.4%
Retail Trade	40.0%	26.7%	30.3%	32.1%	38.2%	48.9%
Manufacturing	-9.1%	7.3%	33.4%	52.9%	-1.9%	-2.7%
Admin, Support, Waste Mgmt	37.6%	62.0%	44.6%	21.0%	38.0%	48.8%
Wholesale Trade	76.8%	18.0%	8.5%	82.9%	37.4%	49.7%
All Others	2.9%	-6.8%	38.6%	19.0%	10.5%	27.5%
TOTAL COLLECTIONS	26.1%	63.9%	34.2%	34.3%	38.8%	34.3%

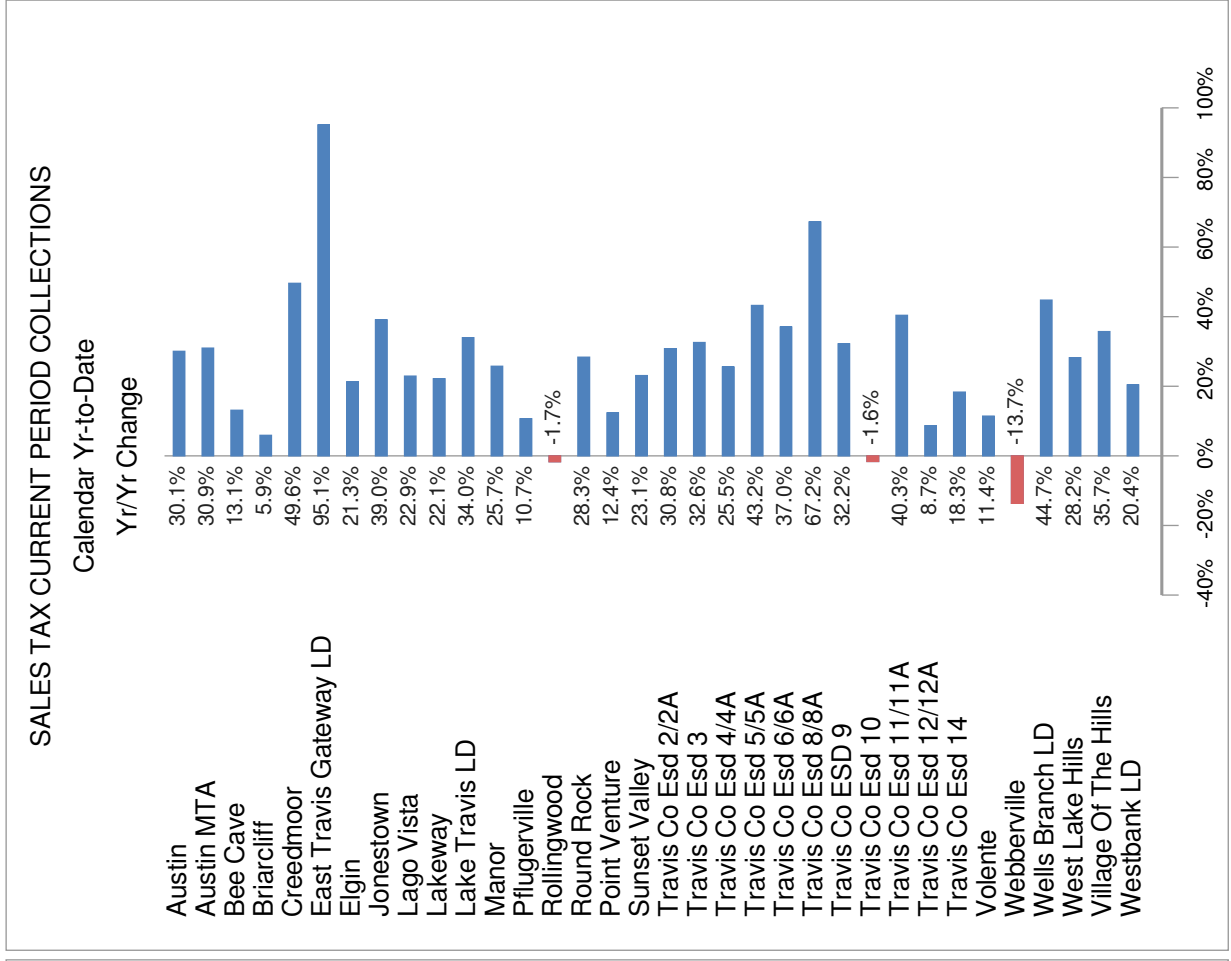
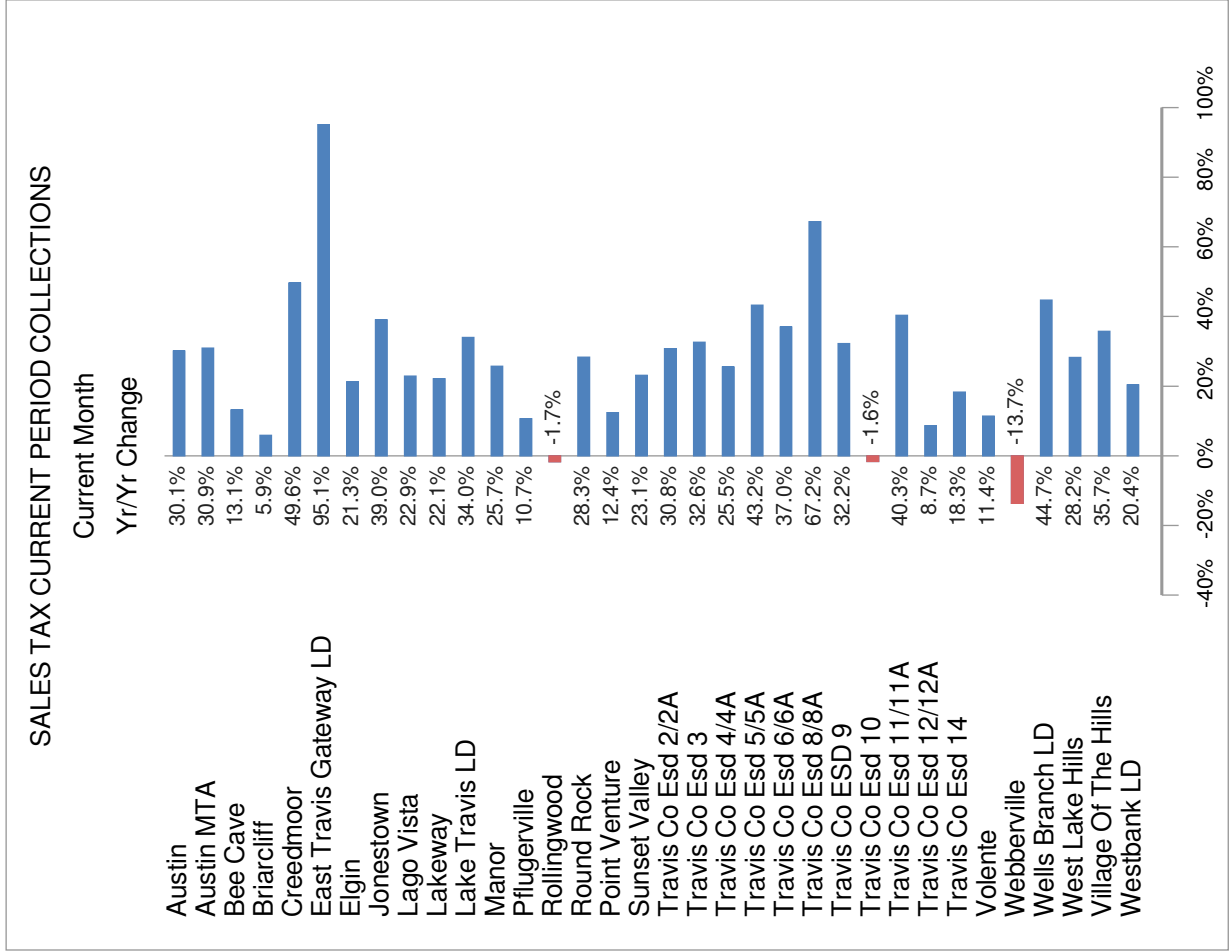
* Ranked by Current + Prior YTD Collections

INDUSTRY SEGMENT SALES TAX RANK & DISTRIBUTION
(Prior Fiscal Year + Current Fiscal Year-to-Date)



SALES TAX TREND TRAVIS COUNTY

Jan-22



NAICS KEY

Code	Industry Segment
1	Ag, Forestry, Fishing, Hunting
2	Mining, Oil/Gas Extr
3	Utilities
4	Construction
5	Manufacturing
6	Included in Key No. 5
7	Included in Key No. 5
8	Wholesale Trade
9	Retail Trade
10	Transportation, Warehousing
11	Information excl. Telecom
12	Telecom
13	Included in Key No. 11
14	Financial, Insurance
15	Real Estate, Rental, Leasing
16	Prof, Scientific, Tech Svcs
17	Company, Enterprise Mgmt
18	Admin, Support, Waste Mgmt
19	Education Services
20	Health Care, Social Assistance
21	Recreation, Arts, Entmt
22	Lodging, Food Svcs
23	Other Services
24	Public Admin
25	Unidentified

Oak Hill Fire Department
Travis County Emergency Services District #3

Station 301
Circle Drive
9211 Circle Drive
Austin, Texas 78736
512-288-5576
Fax 512-288-5903



Station 302
Barton Creek
4111 Barton Creek
Austin, Texas 78735
Admin 512-288-5534
Fax 512-288-5844

December 2021 Chief's Report

Significant Events

December 2 (C) – Structure Fire – AutoAid Given (CE-Bar) – 1401 N Cuernavaca Drive
 [QNT302] Q302 was called out for a reported box alarm in ESD10. Arrived on the scene as third apparatus and second truck and assumed outside truck. Walked up to command and was given instructions to soften the house and check utilities. Power was turned off and Q302 crews moved to the Charlie division and checked the doors. Found a small campfire in the back and coordinated ventilation with crews inside and on Alpha side. Q302 was then asked to gather equipment and help remove water on the first floor. After water removal, Q302 was cleared from the scene by command.

[BAT302] Battalion 302 was dispatched to a structure fire at 1401 N. Cuernavaca Dr. in TCESD #10. The incident was originally dispatched as a traffic accident for E1001 and Q603. Prior to my arrival, E1001 announced a large two story structure with a fully involved garage. E1001 knocked the fire down with a blitz attack from the alpha side while Q603 split their crew to help with tagging a hydrant, completing a 360, and starting a primary search. Q603 announced that two in-two out had been established.

BAT302 arrived on scene with Q302, E901, E601, and BAT901 close behind. On arrival, BAT302 assumed Cuernavaca command and had a face to face update with Q603. I assigned E601 to RIC, E901 as Backup, Q302 to outside truck/division, Q603 as inside truck/division. E32 and CM1003 arrived on scene. I asked E32 to ensure water supply and CM1003 to be the Safety Officer. After it was determined that the fire did not extend to the second floor and heat signatures were below 200 degrees Fahrenheit, the house was ventilated. BAT302 cleared E32 after they completed their assignment. The benchmarks of primary search complete, utilities are cut-off, and the fire is extinguished were announced on the radio. TCSO informed me of a possible patient. Medic 9 assessed the patient and obtained the patient refusal. BAT302 requested the Travis County Fire Marshal's Office to be dispatched for an investigation. The garage was cold and wet prior to demob and debrief. All units cleared except CM1003 and E1001. CM1003 was left in command.

Aid Responses

Austin
 Manchaca – TCESD #5
 Lake Travis FR – TCESD #6
 Pedernales – TCESD #8
 Westlake – TCESD #9
 CE-Bar – TCESD #10
 North Hays County
Total

December	
Received	Given To
10	17
0	0
1	2
0	0
5	3
1	3
0	0
17	25

2021	
Received	Given To
133	290
0	0
15	18
0	9
35	29
4	6
0	3
187	355

Operations & Training

Unscheduled OT hours	648	7,065
Sick and Vacation hours taken	1,050	9,115
Part Time hours	145	642
Injuries	0	0
Injuries lost time hours	0	0
Physical Activity	88	1,308
Volunteer Hours Contributed	40	924
Training: Contact Classes Delivered	369	5,556
Training: Contact Hours Delivered	936	14,827
Staff Turnover	0	1

December	2021
648	7,065
1,050	9,115
145	642
0	0
0	0
88	1,308
40	924
369	5,556
936	14,827
0	1

FF Hunn, March 2021 (moved out of state; spouse accepted new job)

Special Projects Status

- The recent COVID surge has affected our department much more than at any other time. Our staffing numbers remain strained, but are slightly improving (as of the writing of this report). We will continue to monitor and advise on any adjustments that might need to be made in the event of a worsening staffing situation.
- We recently responded to a medical incident that turned into a hazardous materials incident as it was determined to be a chemically assisted suicide. A chemical mixture was made in the vehicle with the patient, which caused our crews to implement extra personal protection strategies to be able to access the patient. Our crews relied on their knowledge and training to handle the situation effectively while protecting themselves and other responding agencies from any personal harm.
- The “Tellus” project that will allow the computer aided dispatch (CAD) systems from Austin/Travis County and multiple Williamson County agencies to monitor incidents and apparatus to automatically send aid across jurisdictions is anticipating a go live date in mid-February. While this project doesn’t impact our daily operations, it does help prepare us to implement this same concept with Hays County in the future.

